



Salesforce Platform App Builder Training Certification



Table of Contents

1. About the Program

3. Training Options

5. What will you learn?

7. Target Audience

Salesforce Platform App
9. Builder Examination Detail

11. Course Curriculum

2. Key Training Features

Why Salesforce
4. Platform App Builder?

Career Option
6. with Salary Compensation

8. Prerequisites









10. Course Content

About the Program

Wissenhive's Salesforce Platform App Builder Certification allows apprentices to explore and understand from the basic to core Salesforce concepts, setting up accessing and security permissions, building applications on the platform, and working with workflow automation procedures by preparing them for the Salesforce Platform App Builder Certification Examination.

Salesforce is the number one CRM (customer relationship management) tool globally, with more than 51 percent of the market share. This certification will master you in implementing custom, flexible, and highly-reusable Lightning Components that can be easily combined into compelling the responsive pages that run in Salesforce Mobile and Lightning Experience.

Key Training Features

-  Ask Questions Real-Time and Interact with the Trainer Live
-  Learner assistance and support - 24x7x365
-  Flexible classes
-  High-quality content created by industry experts
-  Professionally designed Student Training Material
-  High-Quality Audio-Video Lectures
-  Lifetime Training Access
-  Assessments



Training Options

- Self-paced Training
- Live Virtual Classes
- One on One Training

Why Salesforce Platform App Builder?

- Higher Paying Opportunities
- Gain Knowledge and Credibility
- Stand Out Among the Ordinary
- Knowledge of Salesforce Best Practices
- Better Career Growth & Job Opportunities
- Better ROI with Flexibility
- Sharpen your IT Skillset



What will you learn?

- Field types
- Salesforce objects and chatter
- Buttons links and actions
- Visual Workflow
- Deploy applications on Forcecom
- Security controls
- Process Builder Schema builder
- Sandbox
- Validation rules
- Lightning components



Career Option with Salary Compensation

Salesforce Administrator

- Minimum - \$49,000
- Avg Salary - \$69,000
- Maximum - \$98,000

System Administrators

- Minimum - \$45,000
- Avg Salary - \$63,000
- Maximum - \$89,000

Project Manager Director

- Minimum - \$76,000
- Avg Salary - \$123,000
- Maximum - \$172,000

Salesforce Developer

- Minimum - \$60,000
- Avg Salary - \$86,000
- Maximum - \$123,000

Solution Architect

- Minimum - \$76,000
- Avg Salary - \$120,000
- Maximum - \$161,000



Target Audience

- Beginners
- IT Administrator
- Developer
- System Administrators
- Product Managers
- Solution Architect
- Business Analyst
- Sales Representatives
- Functional Consultant
- Platform Manager
- Technical Architect

Prerequisites

There are certainly no prerequisites needed for taking the Salesforce Platform App Builder Certification, which makes it friendly and creates a base for beginners.



Course Content

- Developing, documenting, and implementing security standards, policies, guidelines, and procedures.
- Identifying and classifying assets and information
- Managing and maintaining data lifecycle
- Selecting and determining cryptographic solutions
- Assessing and implementing the security design principles in network architectures
- Completing incident management
- Assessing and mitigating the vulnerabilities of security designs, architectures, and solution elements
- Managing and maintaining identification and authentication of devices, people, and services
- Building numerous dashboard and reports types by using diverse data objects for the organization.
- Configuring Salesforce mobile applications and deploying custom applications
- Designing, building, and implementing custom applications by utilizing the multiple customization capabilities of the Force.com platform
- Complete logging and monitoring activities
- Completing the security control testing
- Maintaining and operating preventive and detective measures.
- Understanding and integrating security in the SDLC (Software Development Life Cycle)
- Designing the data management model, security model, process automation, business logic, and user interface.



Course Curriculum:

1. In-depth introduction and history of Salesforce Platform App Builder Certification

- Process of Switching from Salesforce Classic to Lightning Experience
- Salesforce Lightning Experience
- Salesforce Classic Interface
- Reviewing Company's Information and Accessing the Setup Menu

2. Salesforce Fundamentals

- Salesforce Fundamentals - Introduction
- Overview of Multitenant Architecture
- Introduction of the MVC Design Pattern
- The Salesforce Schema
- Setting and Resetting Your Security Token

3. Data Modeling and Management

- Data Modeling and Management - Introduction
- Understanding Objects - Standard Objects and Custom Objects
- Understanding Field Types - Standard Field and Custom Field
- Creating URL and Text Fields
- Viewing Field Accessibility on a Field
- Setting Field Level Security on a Field
- Setting History Tracking for Changes to Field Values
- Creating Field - Auto-Number Field, Basic Formula Field, Checkbox Field, Currency Field, Date Fields, Email field,
- Geolocation Field, Percent Field, Phone Field, Picklist Field, Multi-Select Picklist Field, and Encrypted Field
- Creating Relationship - Lookup Relationship, External Lookup Relationship, and Master-Detail Relationship
- Data Loader - Introducing and Installing, Configuration, and Logging with a Security Token
- Relationship Types and Implications - User Interface, Record Access, and Reporting



Course Curriculum:

4. Security

- Detailed understanding of various topics related to Security
- Introducing Profiles and Creating Custom Profiles
- Introducing Roles, Creating Roles, and Assigning Users to Them
- Profiles vs. Roles
- Introducing and Creating Permission Sets
- Sharing Settings and Granting Access Using Hierarchies
- Creating, Reading, Updating, and Deleting Operations

5. Business Logic and Process Automation

- Introducing Record Types
- Creating Account and Production Record Types, Contact Record Types, and Opportunity Record Types
- Assigning Default Record Types to Profiles
- Fields - Creating Advanced Formula Fields and Cross Object Formula Fields
- Rules - Creating Validation and Workflow Rules, Introducing Workflow Rules, and Immediate Workflow Actions
- Time-Based Workflow and Introducing the Time Based Workflow Queue
- Lightning Process Builder - Introducing, Creating a Basic and Advanced Process
- Workflows vs. Flows vs. Process Builder

6. Setting Up Social Accounts and Contacts



Course Curriculum:

7. User Interface

- User Interface Introduction
- Introducing the Enhanced Page Layout Editor
- Working with Enhanced Page Layout Editor
- Working with Buttons, Custom Links, Salesforce1 & Lightning Actions, Quick Actions, Expanded Lookups, Related Lists, Components, Report Charts, Visualforce Pages, Adding Sections and Blank Space in the Page Layout
- Introducing the Path - Formerly Known as Sales Path
- Page Layout Edits impact on Lightning Experience
- Creating - Custom Buttons, Quick Actions, and Custom Links
- Lightning App Builder Tool Introduction, Lightning Pages, and Lightning Components

8. Reporting Introduction

- Creating Reports and Joined Reports in Salesforce
- Creating Custom Report Types
- Creating Report Types and Joined Reports
- Creating Reporting Snapshots
- Working with Dashboards



Course Curriculum:

9. Mobile

- Salesforce Mobile App Introduction, Downloading, Installing, and Configuring
- Touring the Salesforce Mobile User Interface, Navigation, and Global Actions
- Performing Common Marketing Actions, Common Sales Functions, and Common Service Functions in Salesforce Mobile
- Getting Started with Configuring Salesforce Mobile for Your Org
- Setting User Rights to Salesforce Mobile
- Creating Object Specific Actions for Salesforce Mobile
- Creating Global Actions for Salesforce Mobile
- Customizing the Salesforce Mobile Navigation Menu
- Working with Push Notifications and Working Offline
- Making a Visualforce Page Mobile (and Lightning) Ready & Setting Security

10. App Development and Deployment

- Introduction
- Salesforce Sandboxes
- Utilizing Change Sets
- Unmanaged Packages
- Managing the Deployment Plans and Application Lifecycle
- App Deployment



[Contact us](#)

DREAM BIG IT SOLUTION INDIA PVT LTD

Noida

B-115, B Block, Sector 2,
Noida, Uttar Pradesh-201301

If you have any further questions or would like to chat with us, give us a call

IND +91 9368569359 **US** +1 (908)-(952)-(2400)



<https://www.facebook.com/Wissenhive>



<https://www.linkedin.com/company/wissenhive/>



<https://www.instagram.com/wissenhive/>



<https://twitter.com/HiveWissen>



<https://in.pinterest.com/wissenhive/>



<https://www.youtube.com/channel/UCEalUuf4czgsl9F0PTs0lDg>

