



---

# CompTIA Project+ Training Certification

---



# Table of Contents

---

1. About the Program

2. Key Training Features

3. Training Options

4. Why CompTIA Project+?

5. What will you learn?

Career Option  
6. with Salary Compensation

7. Target Audience

8. Prerequisites

9. Course Content









10. Course Curriculum

## About the Program

CompTIA Project + certificate holders have basic project management skills, communication ability, and business acumen to successfully deliver small to medium-sized projects. Advanced PMs wishing for managing large and complex IT and business projects can progress towards obtaining advanced certification as a PMP. This certification is professionally designed for providing apprentices with the skills needed to be successful project managers in a rapidly changing world.

The CompTIA Project+ is a globally recognized certification that validates the project management knowledge and skills required of business professionals for participating in small to medium scale sized projects. The CompTIA Project+ is a vendor-neutral course that proves delegates' business, technical and interpersonal project management knowledge to successfully manage business initiatives and projects.

## Key Training Features

-  Ask Questions Real-Time and Interact with the Trainer Live
-  Learner assistance and support - 24x7x365
-  Flexible classes
-  High-quality content created by industry experts
-  Professionally designed Student Training Material
-  High-Quality Audio-Video Lectures
-  Lifetime Training Access
-  Assessments



## Training Options

- Self-paced Training
- Live Virtual Classes
- One on One Training

## Why CompTIA Project+?

- Higher Paying Opportunities
- Gain Knowledge and Credibility
- Stand Out Among the Ordinary
- Knowledge of CompTIA Project+ Best Practices
- Better Career Growth & Job Opportunities
- Better ROI with Flexibility
- Sharpen your IT Skillset

## What will you learn?

- Managing the life cycle of the project
- Manage stakeholders and resources
- Explaining the project management processes
- Maintaining project documentation
- Demonstrating the charts, formulas & theories of project management
- Calculate float for complex project network diagrams
- Memorize the formulas for earned value management



## Career Option with Salary Compensation

### Salesforce Administrator

- Minimum - \$49,000
- Avg Salary - \$69,000
- Maximum - \$98,000

### System Administrators

- Minimum - \$45,000
- Avg Salary - \$63,000
- Maximum - \$89,000

### Project Manager Director

- Minimum - \$76,000
- Avg Salary - \$123,000
- Maximum - \$172,000

### Salesforce Developer

- Minimum - \$60,000
- Avg Salary - \$86,000
- Maximum - \$123,000

### Solution Architect

- Minimum - \$76,000
- Avg Salary - \$120,000
- Maximum - \$161,000

## Target Audience

- Beginners or newbie
- Leaders
- Managers
- Entrepreneurs
- Software Developers
- Project workers
- Senior project manager
- Team Managers
- Project Executives
- Assistant/Associate Project Managers

## Prerequisites

There are certainly no prerequisites needed for taking the CompTIA Project+ Certification Course, which makes it friendly and creates a base for beginners, but Wissenhive recommends having

- Project management experience
- Basic and relative knowledge of project concept



## Course Details

- How to plan and execute IT/business projects within budget and time constraints.
- Explaining the different types of organizational structures.
- Writing project scope documents based on approved project charters.
- Outlining and explaining the process groups of the project life cycle.
- Planning a complex project and developing a project schedule.
- Utilizing a Work Breakdown Structure (WBS) for organizing project planning.
- Planning and executing communication, risk, quality, and cost management plans.
- Coordinating human resources and project teams to maximize performance.
- Implementing the proper change control and management procedures based on a given scenario.
- Calculating and interpreting results of Earned Value Measurement (EVM).
- Explaining and implementing the appropriate steps for ensuring the ideal quality of deliverables of the project.
- Recognizing the needs of special communication of indirect and remote team members.

## Course Curriculum:

### 1. Defining Project Management Fundamentals

- Identify Project Management Basics
- Identify Organizational Influences on Project Management
- Describe the Project Life Cycle
- Define Agile Methodology

### 2. Initiating the Project

- Identify the Project Selection Process
- Create a Project Charter
- Prepare a Project SOW
- Identify Project Stakeholders

### 3. Planning the Project

- Identify Project Management Plan Components
- Create a Scope Statement
- Determine Stakeholder Needs

### 4. Preparing to Develop the Project Schedule

- Identify the Relationships between Activities
- Create an Activity List
- Develop a WBS
- Identify Resources
- Estimate Time

### 5. Developing the Project Schedule

- Identify the Critical Path
- Develop a Project Schedule
- Optimize the Project Schedule
- Create a Schedule Baseline

## Course Curriculum:

### 6. Planning Project Costs

- Estimate the Cost Baseline
- Estimate Project Costs
- Reconcile Funding and Costs

### 7. Planning Human Resources and Quality Management

- Create a Quality Management Plan
- Create a Human Resource Plan

### 8. Communicating During the Project

- Create a Communications Management Plan
- Identify Communication Methods

### 9. Planning for Risk

- Create a Risk Management Plan
- Perform Qualitative Risk Analysis
- Perform Quantitative Risk Analysis
- Identify Project Risks and Triggers
- Develop a Risk Response Plan

### 10. Planning Project Procurements

- Prepare a Procurement Management Plan
- Collect Project Procurement Inputs
- Prepare Procurement Documents

### 11. Planning for Change and Transitions

- Develop an Integrated Change Control System
- Develop a Transition Plan

## Course Curriculum:

### **12. Executing the Project**

- Direct the Project Execution
- Execute a Quality Assurance Plan
- Assemble the Project Team
- Develop the Project Team
- Manage the Project Team
- Distribute Project Information
- Manage Stakeholder Relationships and Expectations

### **13. Executing the Procurement Plan**

- Obtain Responses from Vendors
- Select Project Vendors

### **14. Monitoring and Controlling Project Performance**

- Monitor and Control Project Work
- Manage Project Changes
- Report Project Performance

### **15. Monitoring and Controlling Project Constraints**

- Control the Project Schedule
- Control the Project Scope
- Control Project Costs
- Manage Project Quality

### **16. Monitoring and Controlling Project Risks**

- Monitor and Control Project Risks

## Course Curriculum:

### 17. Monitoring and Controlling Procurements

- Handling Legal Issues
- Monitor and Control Vendors and Procurements

### 18. Closing the Project

- Delivering the Final Product
- Closing Project Procurements
- Close a Project

Contact us







## DREAM BIG IT SOLUTION INDIA PVT LTD

### Noida

B-115, B Block, Sector 2,  
Noida, Uttar Pradesh-201301

If you have any further questions or would like to chat with us, give us a call

**IND** +91 9368569359 **US** +1 (908)-(952)-(2400)

-  <https://www.facebook.com/Wissenhive>
-  <https://www.linkedin.com/company/wissenhive/>
-  <https://www.instagram.com/wissenhive/>
-  <https://twitter.com/HiveWissen>
-  <https://in.pinterest.com/wissenhive/>
-  <https://www.youtube.com/channel/UCEalUuf4czgsl9F0PTs0lDg>

